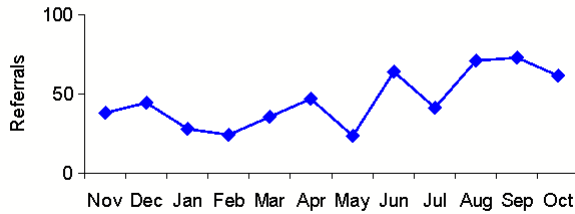


# Monthly utilization by service

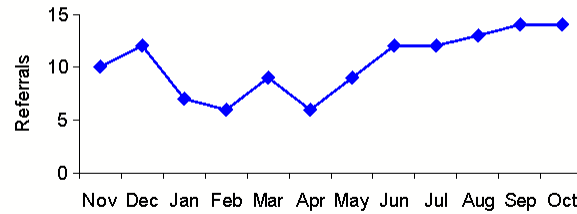
Payor: TechHealth Client name here

		Nov 10	Dec 10	Jan 11	Feb 11	Mar 11	Apr 11	May 11	Jun 11	Jul 11	Aug 11	Sep 11	Oct 11	Totals
Prospective	DME	13	12	6	3	9	11	7	15	10	19	17	15	137
	Diagnostic Imaging	37	41	37	43	66	56	58	48	47	58	52	43	586
	Electro-Therapeutic	8	11	10	10	8	10	6	14	8	12	13	14	124
	Home Health Care	9	11	6	5	8	6	7	9	11	12	12	12	108
	Home Modifications	1	1	0	1	1	2	0	3	1	1	3	5	19
	Infusion Therapy	1	1	1	1	1	0	2	2	2	1	2	2	15
	Inpatient Facility	0	0	0	0	0	0	0	1	0	0	0	0	1
	Medical Supplies	9	6	6	6	9	12	4	18	11	21	22	17	141
	Orthotics	7	13	6	4	8	11	6	13	11	18	18	10	125
	Prosthetics	0	1	0	0	0	1	0	1	0	0	0	0	3
	Rehabilitation	54	64	57	52	69	72	69	77	82	67	88	77	828
	Translation	4	1	5	2	7	2	5	5	14	4	7	4	60
	Transportation	10	19	15	12	25	11	19	20	35	34	57	59	316
			153	181	149	139	211	194	183	226	231	247	291	258
<b>Totals</b>		153	181	149	139	211	194	183	226	231	247	291	258	2,463

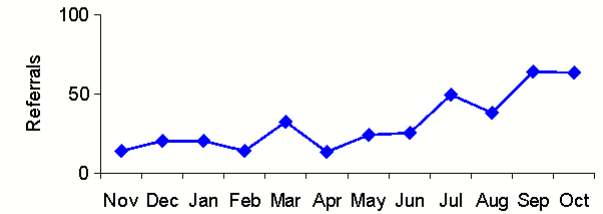
DME



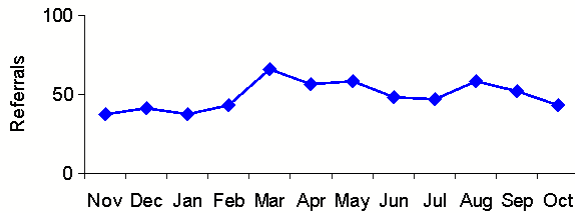
Home Health Care



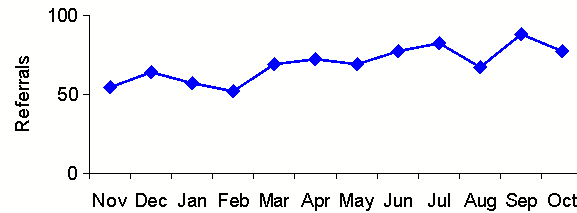
Translation & Transportation



Diagnostic Imaging



Physical Therapy



For Graphs DME = DME + Electro-Therapeutic + Home Modifications + Medical Supplies + Orthotics + Prosthetics  
 Translation & Transportation = Interpretation + Translation + Transportation  
 Home Health Care = Clinical Laboratory + Home Health Care + Infusion Therapy + Inpatient Facility + Inpatient Rehabilitation + Other Outpatient Faci  
 Physical Therapy = Rehabilitation + Vocational Services  
 Pharmacy = Pharmacy Mail Order + Pharmacy Retail + Pharmacy Bill Review